


BWCP-50W-X-X-X

DESCRIPTION

LED CANOPY LIGHT | 120-277VAC, 120-347V 50-60HZ | 300K-4000K-5000K SELECTABLE | IP65

APPLICATION

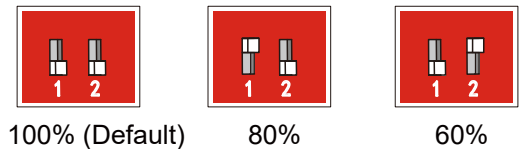
Warehouses | Offices | Factories | Hospitals | Hotels



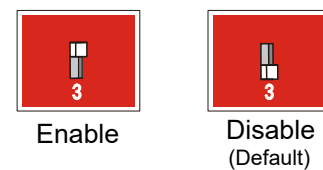
PRODUCT FEATURES

- Low-profile, stylish design with durable powder coat finish
- Powered by 0-10V dimming LED drivers
- 2 way of installation: pendant and surface mount with J-box
- Ambient operating temperature: -40°C/-40°F to 50°C/122°F
- UL listed for wet locations, IP65
- 3CCT & Power selectable(100%-80%-60%, i.e 75W-60W-45W)
- 4KV surge protection
- Power Factor: >0.9
- THD: <20%
- Life Hours: >50,000hours
- 5 years warranty

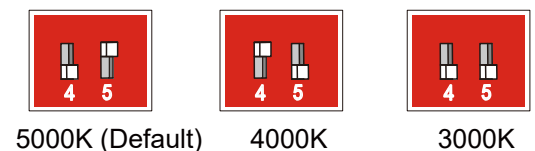
Wattage Select



Photosell



CCT Select



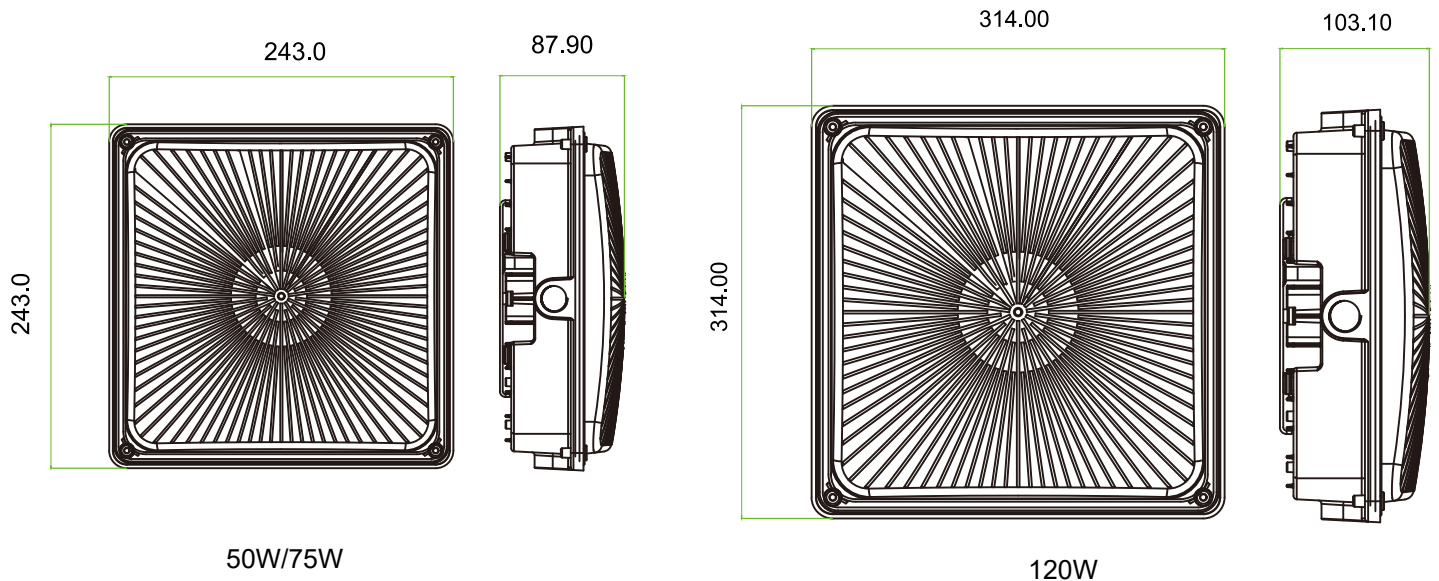
BWCP-50W-X-X-X

ELECTRICAL SPECIFICATIONS

Model #	Watt	Lumens	Dimming	CCT	LPW	CRI	Volt	Chips	SPD	Working Temp	IP Rating	Legacy Equivalent
BWCP-50W-X-X-X	50W-40W-30W	6500lm-5200lm-3900lm	0-10V	30K-40K-50K Selectable	130 lm/w	>70	120-277VAC	Lumiled 2835	4KV	-40~40° C	IP65	150W MH
BWCP-75W-X-X-X	75W-60W-45W	9750lm-7800lm-5800lm	0-10V	30K-40K-50K Selectable	130 lm/w	>70	120-277VAC	Lumiled 2835	4KV	-40~40° C	IP65	250W MH
BWCP-120W-X-X-X	120W-96W-72W	15600lm-13000lm-9360lm	0-10V	30K-40K-50K Selectable	130 lm/w	>70	120-277VAC	Lumiled 2835	4KV	-40~40° C	IP65	400W MH
BWCP-H-50W-X-X-X	50W-40W-30W	6500lm-5200lm-3900lm	0-10V	30K-40K-50K Selectable	130 lm/w	>70	120-347VAC	Lumiled 2835	4KV	-40~40° C	IP65	150W MH
BWCP-H-75W-X-X-X	75W-60W-45W	9750lm-7800lm-5800lm	0-10V	30K-40K-50K Selectable	130 lm/w	>70	120-347VAC	Lumiled 2835	4KV	-40~40° C	IP65	250W MH
BWCP-H-120W-X-X-X	120W-96W-72W	15600lm-13000lm-9360lm	0-10V	30K-40K-50K Selectable	130 lm/w	>70	120-347VAC	Lumiled 2835	4KV	-40~40° C	IP65	400W MH


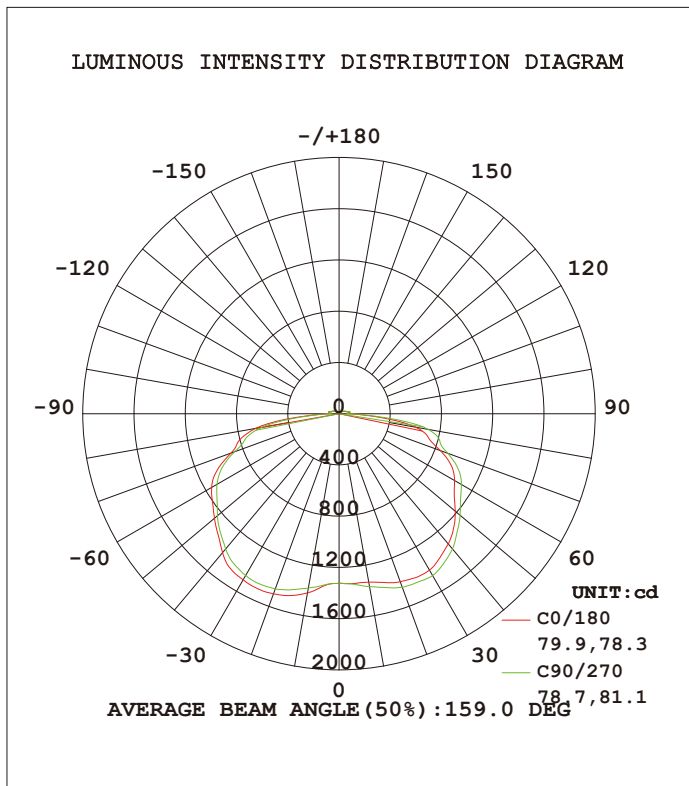
Remarks: 1st X represent CCT, 30=3000K, 40=4000K, 50=5000K, CS=3000K-4000K-5000K selectable
 2nd X represent provision of sensor, S=provided with sensor, blank=without sensor.
 3rd X represent any letter for internal code, or blank.

PRODUCT DIMENSIONS



BWCP-50W-X-X-X

PHOTOMETRICS



PACKING DETAILS

Model	Case Qty's	Ctn Size (cm)	Single ctn(m ³)	Loading Qty's for 40HC	Total Ctns
50W 75W	5	27x27x49.5	0.036	9160	1832
120W	4	34x34x45.2	0.052	6340	1585