

LED Full Cut-Off Wall Pack

Description:

Light up your outdoor area with RZ's LED Full Cut-Off Wall Pack. It is a high efficient lighting solution that provides a long-lasting and energy-saving. The rugged housing offers advanced thermal management and protection against outdoor environments without compromising aesthetics.



Optional:

- ETL/cETL/DLC premium certificate.
- Easy installation.
- Wet location rated IP65.
- Durable die-cast aluminum housing.
- Photocell and motion sensor options.
- UV-resistant polycarbonate refractor lens.
- Emergency power 4W & operating time 1.5 hours.
- Typell / Typelll / TypeIV distribution optics standard



Applications:

Outdoor wall-mount applications: building facade, commercial, industrial, retail, hospitality buildings that demand long service life and low maintenance.




Parameters :

Model No.	WPI0-30W	WPI0-40W	WPI0-50W	WPI0-60W	WPI0-80W	WPI0-100W	WPI0-120W
Input Power	30W	40W	50W	60W	80W	100W	120W
Lumen	3900lm	5200lm	6500lm	7800lm	10400lm	13000lm	15600lm
Efficacy	130LM/W (±10%)						
Input voltage	120-277VAC/120-347VAC						
Color Temperature	3000K/4000K/5000K/5700K						
THD	<20%						
Surge Protection	L-N: 2KV L/N-PE: 4KV						
LED Brand	Lumileds						
LED Type	3030						
LED QTY	48pcs	48pcs	64pcs	72pcs	96pcs	112pcs	140pcs
Viewing Angle	Type II / Type III / Type IV						
Operating Temperature	-22°F to 113°F (-30°C to +45°C)						
Operating Humidity	RH<90%						
Storage Temperature	-40°F to 158°F (-40°C to +70°C)						
Storage Humidity	RH<95%						
Color Rendering Index	Ra>70						
IP Rating	IP65						
Power Factor	≥0.90						
Frequency	50/60Hz						
Certification	cETL/ETL/DLC Premium						
Housing	Die-cast Aluminum						
Finish	Black/Bronze/Customized (Optional)						
Driver Brand	Weled Power						
Additional function	0-10V / 1-10V / Photocell/Microwave Motion Sensor / Power Adjustable / CCT Adjustable						
Life Time	L70 @50,000Hrs						
Warranty	5 Years						

Features:

Photocell sensor optional.

Good heat dissipation, light weight, cost-effective and low transportation cost.



Plug-in Microwave Motion Sensor

DIP switch, lower inventory risk


Plug and play Microwave Motion Sensor




Sharkward Sensor



Haisen / Sharkward Sensor

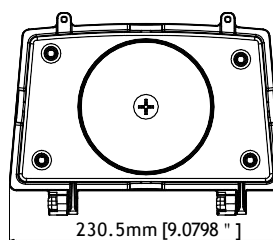
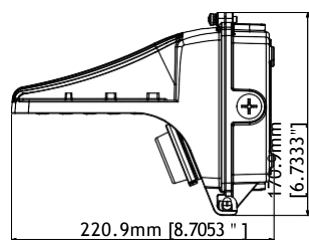


Integrated Photocell

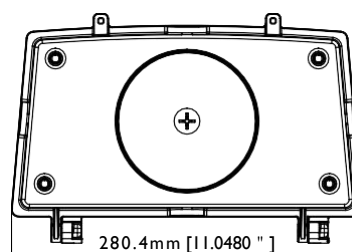
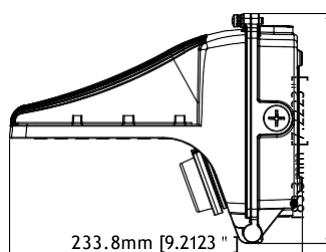


Plug-in Haisen Photocell

Product Dimensions:



30-60W(120-277VAC&120-347VAC) / 80W(120-277VAC)



80W(120-347VAC) / 100-120W(120-277VAC&120-347VAC)

Packing:

Model	Volts	Product Dimension (mm&inch)	Product Weight (Kg)		Carton Size (mm&inch)	Qty/ CTN	20GP	40HQ		
			N.W/pc	G.W/pc						
WPI0-30W	120-277V	L231*W221*H171mm 9"*8.7"*6.7"	1.5	2	L260*W200*H260mm 10.24"*7.87"*10.24"	1	2000PCS	4857PCS		
WPI0-40W			1.55	2.05		1				
WPI0-50W			1.6	2.1		1				
WPI0-60W			1.6	2.1		1				
WPI0-80W			1.6	2.1		1				
WPI0-100W		L281*W234*H183mm	2.6	3.1	L310*W215*H275mm	1			1556PCS	3778PCS
WPI0-120W		11"*9"*7"	2.7	3.2	12.2"*8.46"*10.83"	1				
WPI0-30W	120-347V	L231*W221*H171mm 9"*8.7"*6.7"	1.6	2.1	L260*W200*H260mm 10.24"*7.87"*10.24"	1	2000PCS	4857PCS		
WPI0-40W			1.65	2.15		1				
WPI0-50W			1.75	2.25		1				
WPI0-60W			1.8	2.3		1				
WPI0-80W			2.6	3.1		1				
WPI0-100W		L281*W234*H183mm	2.7	3.2	L310*W215*H275mm	1			1556PCS	3778PCS
WPI0-120W		11"*9"*7"	3	3.5	12.2"*8.46"*10.83"	1				